

Emilia Hunt

L6 BA Hons 3D Design and Craft

'There is Salt in the Water'

A personal narrative about the accumulation of change over time. This concept derives from the Japanese theme and aesthetic of "mono no aware (The pathos of things)" it describes the appreciation for a thing of fleeting beauty and the bitter sweetness and temporary aspects of life.

I aimed to build a narrative of how we can contextualize and express this feeling of unease yet awe through sculptural art and imagery. For example; using stonework, ceramics and epoxy resin as a more permanent material and light projection, skin and animation as more fleeting. I feel that nothing expresses this notion more than tidal shifts and phases of the moon. A remote celestial orb that constantly changes visually each night and has a directed influence on the earth. The moons gravitational pull causes the tide to be constantly on the move, an energy which shapes the world around it.



Dissertation Title: An investigation of autotelic creativity from surrealism to flow theory.



- A lot of planning has gone into my degree show Ive been planning for a long time. I had a lot of ideas and things planned for the show from what I was wearing to how I wanted to present my business cards.
- The degree show was my opportunity to show what I was capable of as a student and semi professional. Making the work is one thing but presenting is just as important.



My previous experience putting up a show for my foundation in 2017. Its really nice to see how far I've come as a creative but also the similarities of my work. How I would be using a mirror again in my work to enhance the perspective for the viewer. How I've become less inclined to use colour in my pieces and how I would never wall paper my space again. Looking back I learnt a lot from this experience and know now that This was too visually simulating and took away from the work.

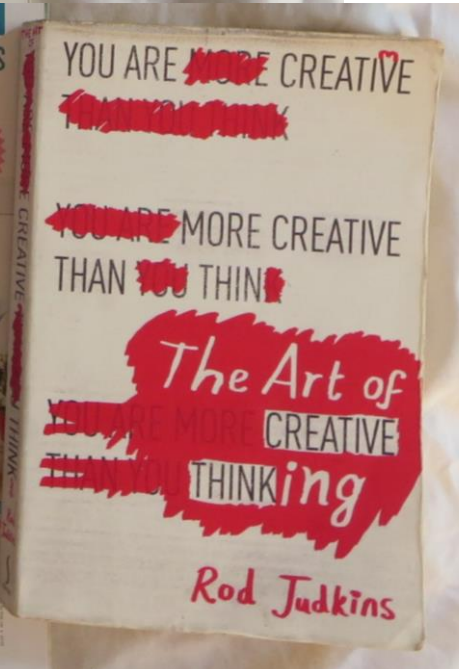

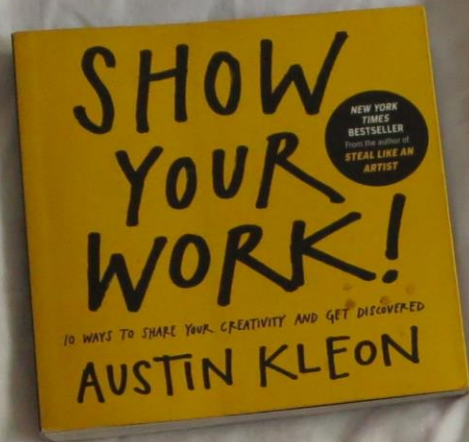
Inspiration



In the summer I went to olfurs show at the TATE modern and it really inspired me to incorporate how you display the object in its environment as part of its over arching narrative and meaning. How giving work space to breathe lets the audience ingest the work more carefully and consirately. It made me want to see more shows and become more involved overall in the artistic communities. Previously I have always displayed my work very densely packed and it is something that I need to learn not to do.


Instagram and networking

- Emailing people to talk about the show
- Stickers
- Posters
- Tote bags etc
- Magazine articles
- Look at pdf on Louisa showed us
- Newspapers
- Blog articles
- Instagram partnerships



Ive purchased a lot of books this year and the the previous year on advice on art and how to communicate your art. Here are 5 of the books/ magazines which I feel have influenced me the most. Along side professional practice I feel its good to see what is out there in the education of Creativity.

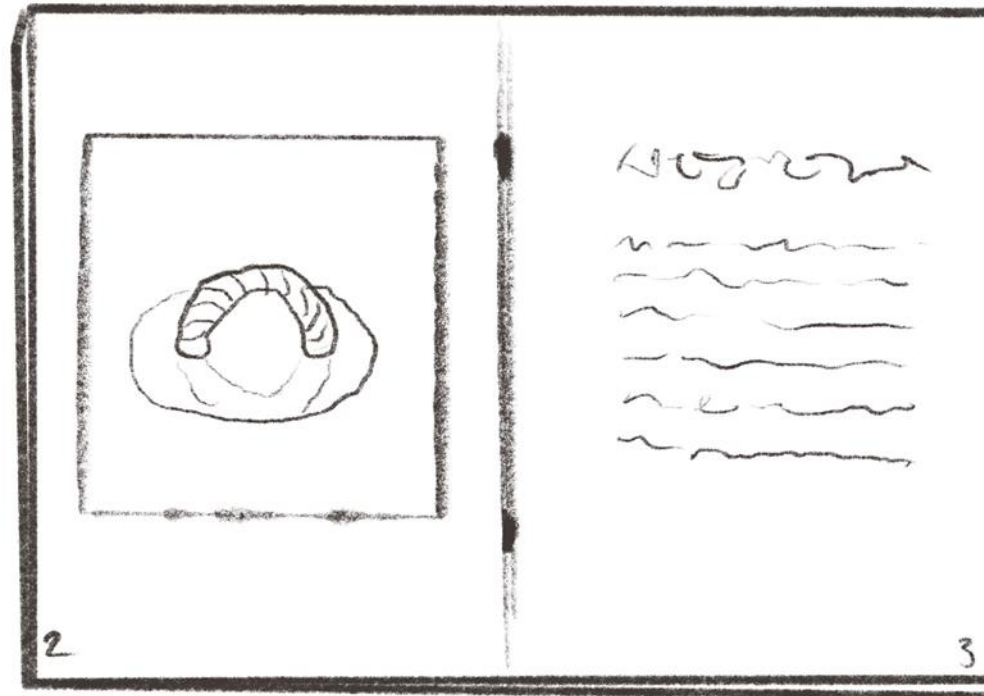

As I was formulating what I wanted in my show whilst designing my final pieces I drew these sketches. At the time I didn't know what my final pieces were going to be. However I really wanted to have a sand pit in my show with work in the middle. I eventually decided against it after the last group crit I had. When meaning that I wanted a sand pit people didn't see it fitting and it would have been a lot of extra work. I still would like a sand pit in a future exhibit though.





In my show I would like to have my printed Pdf booklet Zines and business cards displayed together at the front of my show so that its easily accessible. I would have the booklet chained down so it doesn't get stolen and the zine and the business cards are loose so that they can be kept.

Zine



I wanted to create a A5 zine which would have a preface and a picture of each final piece and a description that would conceptualise the work for those that where reading. I was going to give them to friends and family and special guests and leave a few with the business cards. I was going to have them printed on cheap a4 paper so that I could have lots of copies and not have to spend lots.

Leather bois



I was going to make approximately 20 -25 little leather wallets for all the tutors and the receptionist at Uni.



I had plans on giving all the tutors a bespoke leather business card holders. The leather would have patterns on it that I have burnt on. I wanted to do this as it means the tutors have a place to keep all of our business cards as they went around the show collecting them.





I wanted my business cards to be embossed however when doing professional practice research I found out that it is very hard to get custom embossing of business cards. So I would either have to do it myself or I would have to go without. I wanted my cards to be minimal yet memorable.




When doing professional practice I looked up how get stickers made. I would be able get them printed for the degree show to give to people. I feel that stickers are beneficial as replacement business cards as people tend to save stickers as they want to put them on something at a later date.

I feel that presentation of yourself in a public and formal opening night is important. Making a good First impression As lot of family members and guests would have been at the event. Wearing something elegant and modest invokes a feeling of luxury. Which in turn would give my work a more luxury feeling. I wanted to wear something that colours also don't too harshly clash with the colours of my work. So if I was getting a photo with my work it wouldn't look out of place.



The actual show, pre show grading show

- Presenting my work in a liner and coherent manner so that the markers could read it in a clear and understandable way.
- Labelling work and laying it out with all the sketchbooks and foldering of research
- List of stuff I was going to have graded/ presented document the documents
- Have a picture of all books on my bed, leave space for my folder as that has been left at uni



Before the degree show we have to present all of our books and work in the room with our displays. I would have labeled all of my sketchbooks clearly for the markers and put all of my work in open boxes so that people can easily look and take the work out.



For the Degree show It is approximately 2m meters squared however I wouldn't be able to display my work in that space. I made a model of the minimal amount of space that I needed without my work being vastly over crowded. I think I would have needed approximately 5meters in space.

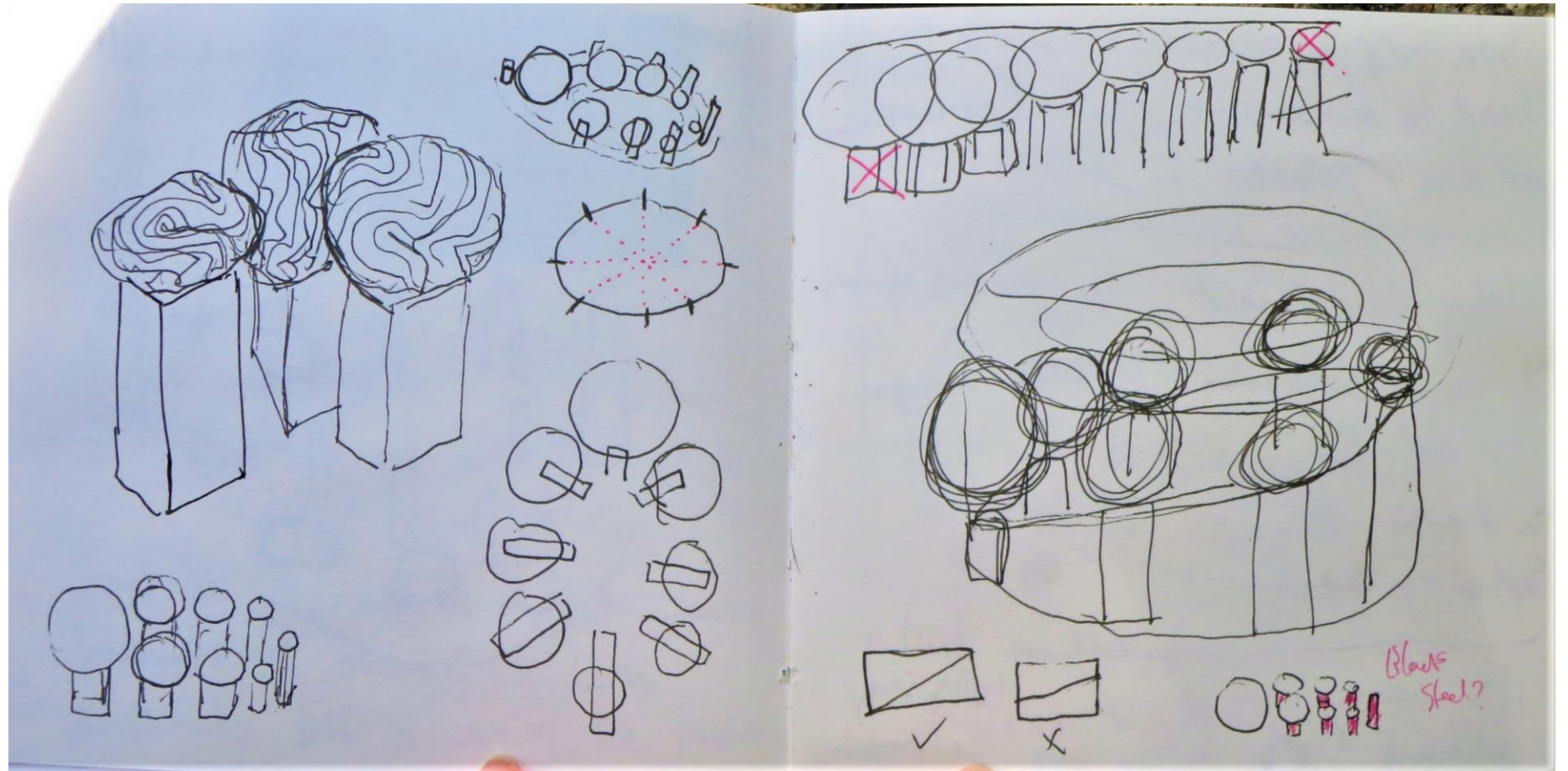
I had trouble deciding whether to have a table for my work or 3 plinths for the work. I feel that if I had access to my work in real life I feel that I would have been able to judge this better. Unfortunately due to limited space I feel that people who have sight imparation or are in a wheel chair wont be able to enjoy the display to its fullest. As it is difficult to manoeuvre around the work. I would like it if people where able to go up to the back wall of my display.





For Within Jupiter I
would have liked there
to have been a plinth at
the back wall of the
show. In which all of
the set would be
placed from largest to
smallest.

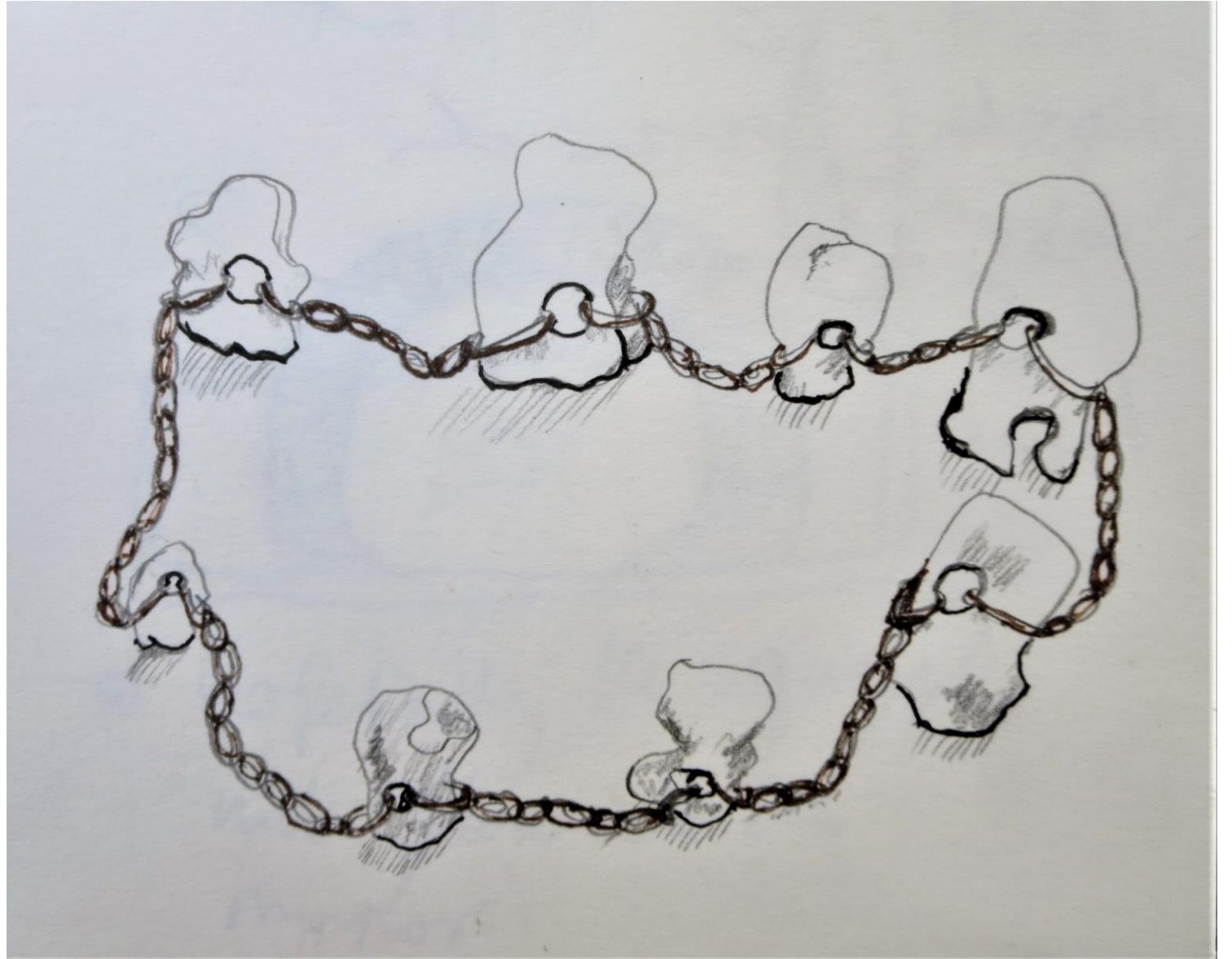
I originally wanted them to have their own little plinths. As they are based off of comets having them elevated is important and they would look better in a circle. However there wouldn't have been enough space.






Flint rock chain. I wanted it to be on a “floating” |Plinth. The ones that are often used or furniture. To elevate the piece in question.

Concept sketch of the flint rock chain. I wanted to use different sized rocks.





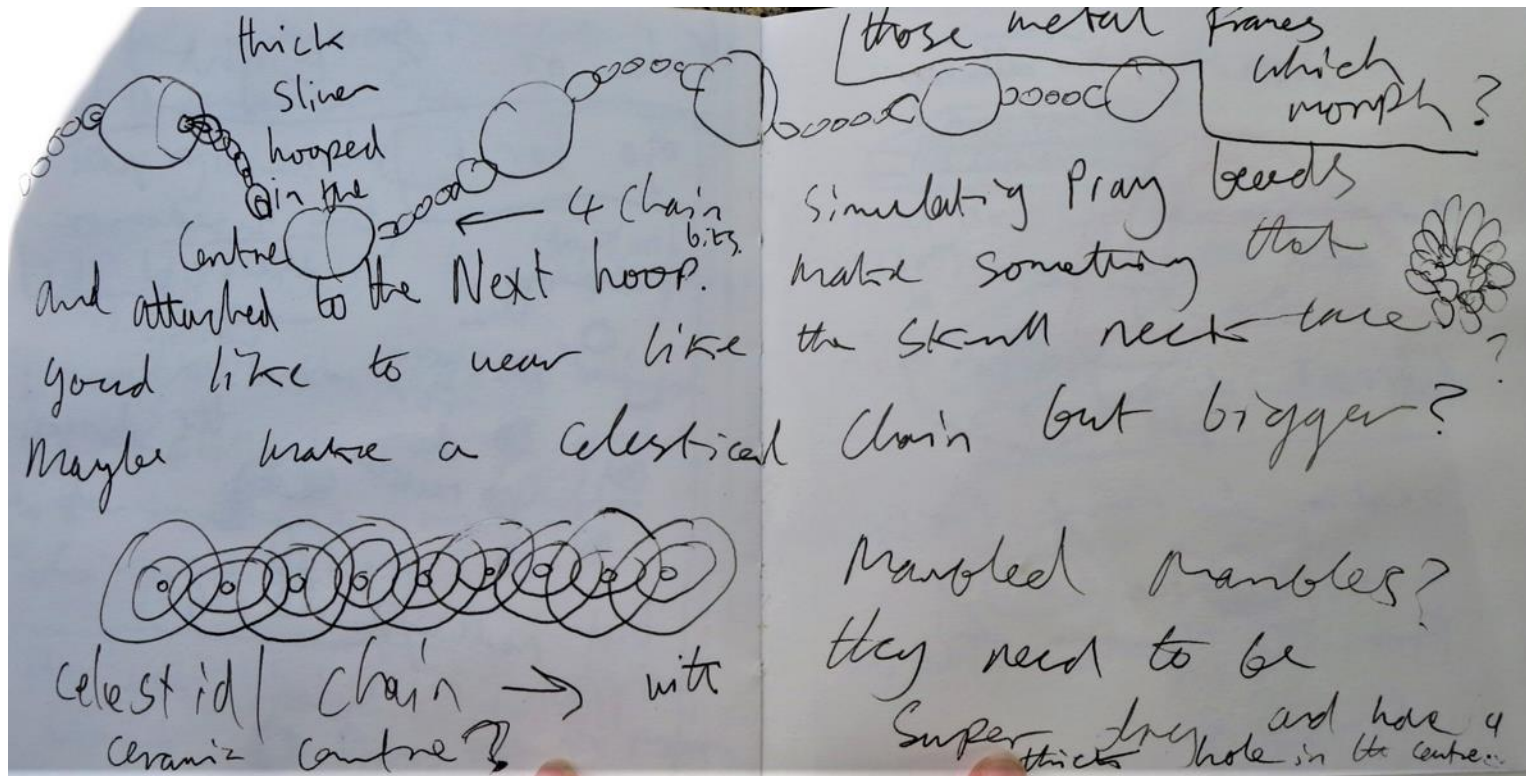
The atom, I wanted the atom to be hanging off of a bracket from the wall. I think this would have posed a challenge as it is ceramic and large. However I feel that it would be essential as this was its intended viewing space.



The atoms concept art


Moon phase chain. I wanted this piece to either be on a table or on an elevated plinth on the ground. Either way it would have to be tied down as it is made of silver and would be easy to take.

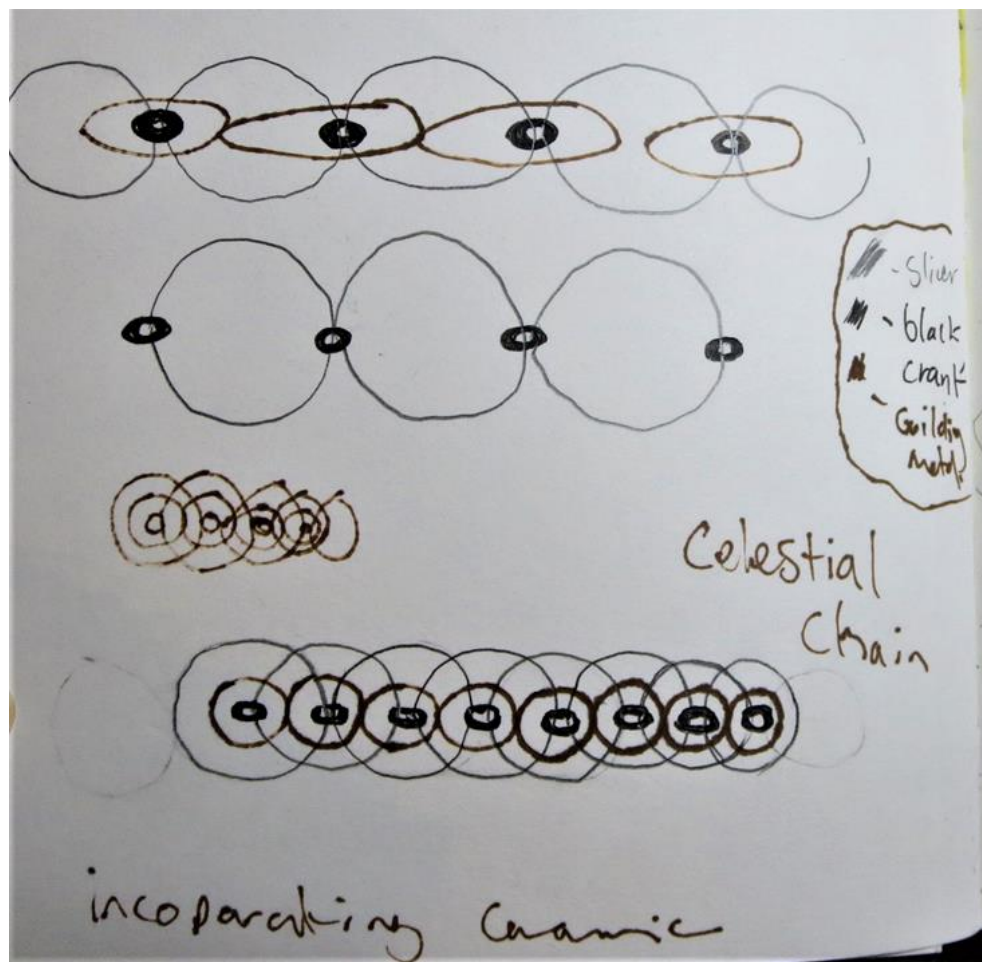




Concept art of the moon chain

How the celestial chain would have looked. Unfortunately I couldn't make a miniature of this due to it being too small and the wire not fitting the tiny black beads that I made. Regardless I would have liked this piece to be on a plinth or on a table next too the moon phases chain. This piece would also have to be chained down.






Concept art of the celestial chain and its different components.


Ceramic arch over mirror. This piece would be either on the table or on a plinth highered off of the ground. I do not know weather I would have stuck the mirror down to the table/plinth with the ceramic arch on top.

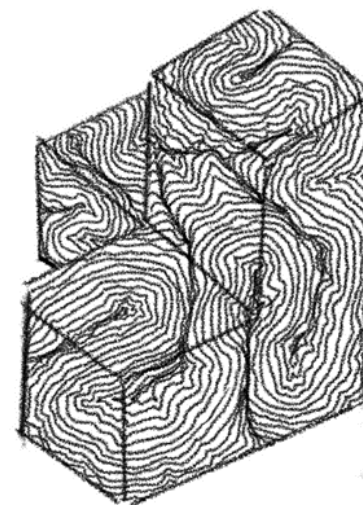
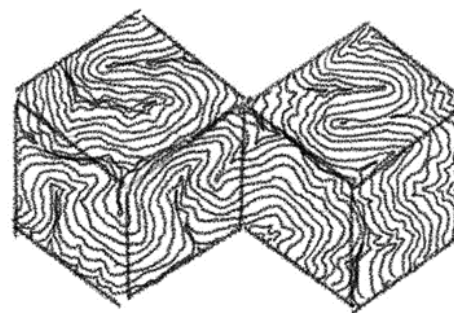
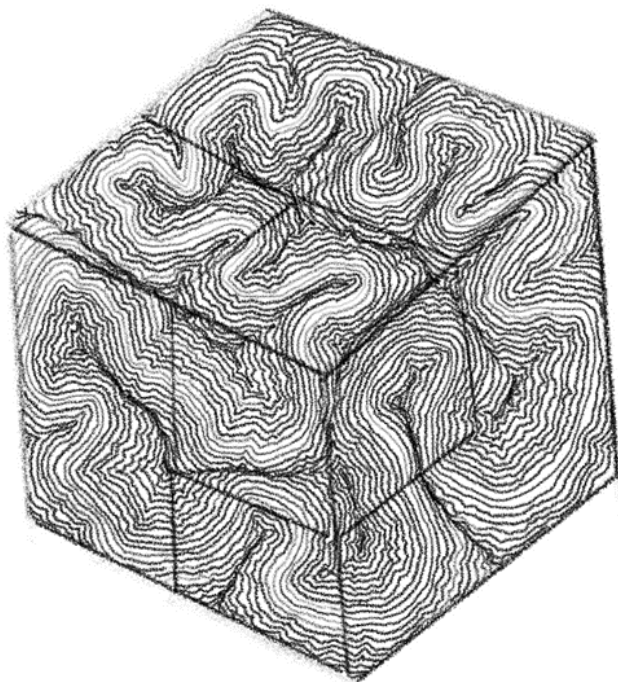




Concept art of the arch on the mirror. And how I intended it to look. However it would have been better if it was on a circular mirror


The Cube. I wanted the cube to be presented on a shelf in a bell jar. The bell jar attached to the shelf and the cube stuck down inside. This is one of my most treasured pieces so putting it in a glass bell jar would notify people that it is precious to me. Although it would be lovely to enable people to play with this. I do not want to risk it.






How I would have liked the cube to have looked when it was finished.

The cube was going to have three images around it. One was going to be of the cube on skin. One was going to be paper embossed and the other would have been a self portrait



The painting. I would have had a painting at the back of the display. Between the atom and the cube. Depending on the space provided would have been how long the painting would have been.

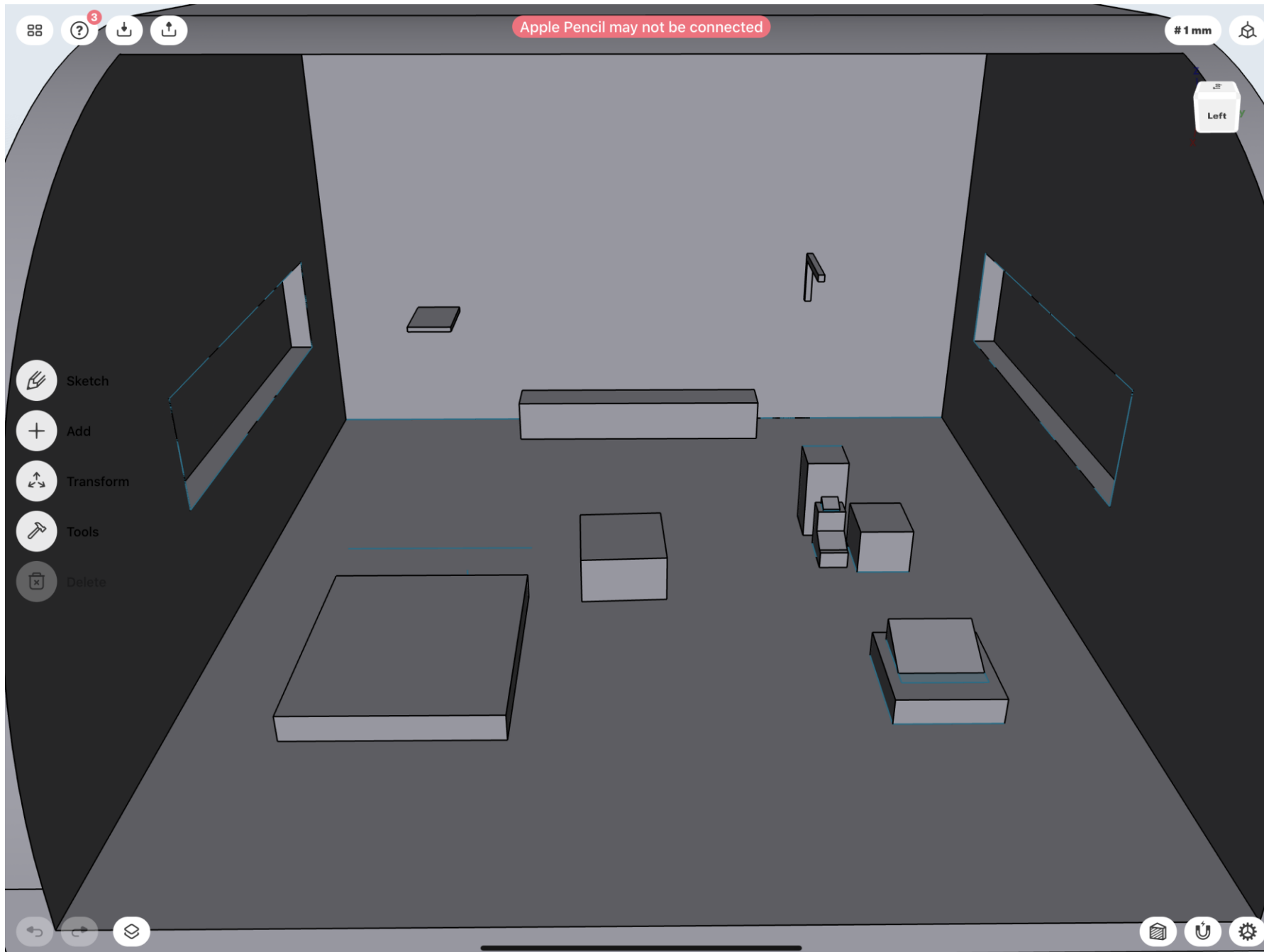




For example. This is the start of a painting/drawing that is over 3meters long and aprox 80cm wide. I would have used the same paper to create a painting for the back wall.

Shot of all the pieces together in the show without the table. The arch, moon phase necklace and celestial chain would have been on slightly higher plinths.





This is a rendering of a three dimensional space that I made to show how I would display my work in a larger space. I would say that this space is like the size of a large garage. Or High ceiling studio or museum space.

If I had more space and time I would have constructed the show slightly differently. I downloaded a rendering software that allows you to build spaces. In an ideal scenario I would like even more space, however I felt this is a more realistic space that is available and allows for movement between plinths.





Different perspective of the bigger space. I would have two paintings instead of one as I feel it would tie the space together a lot better. People could go right up to the work and really get a better look. I'm concerned that my work can be really crowded at times so having space between things allows the work to be properly ingested.

In the bigger space I would still display things in a similar manner.





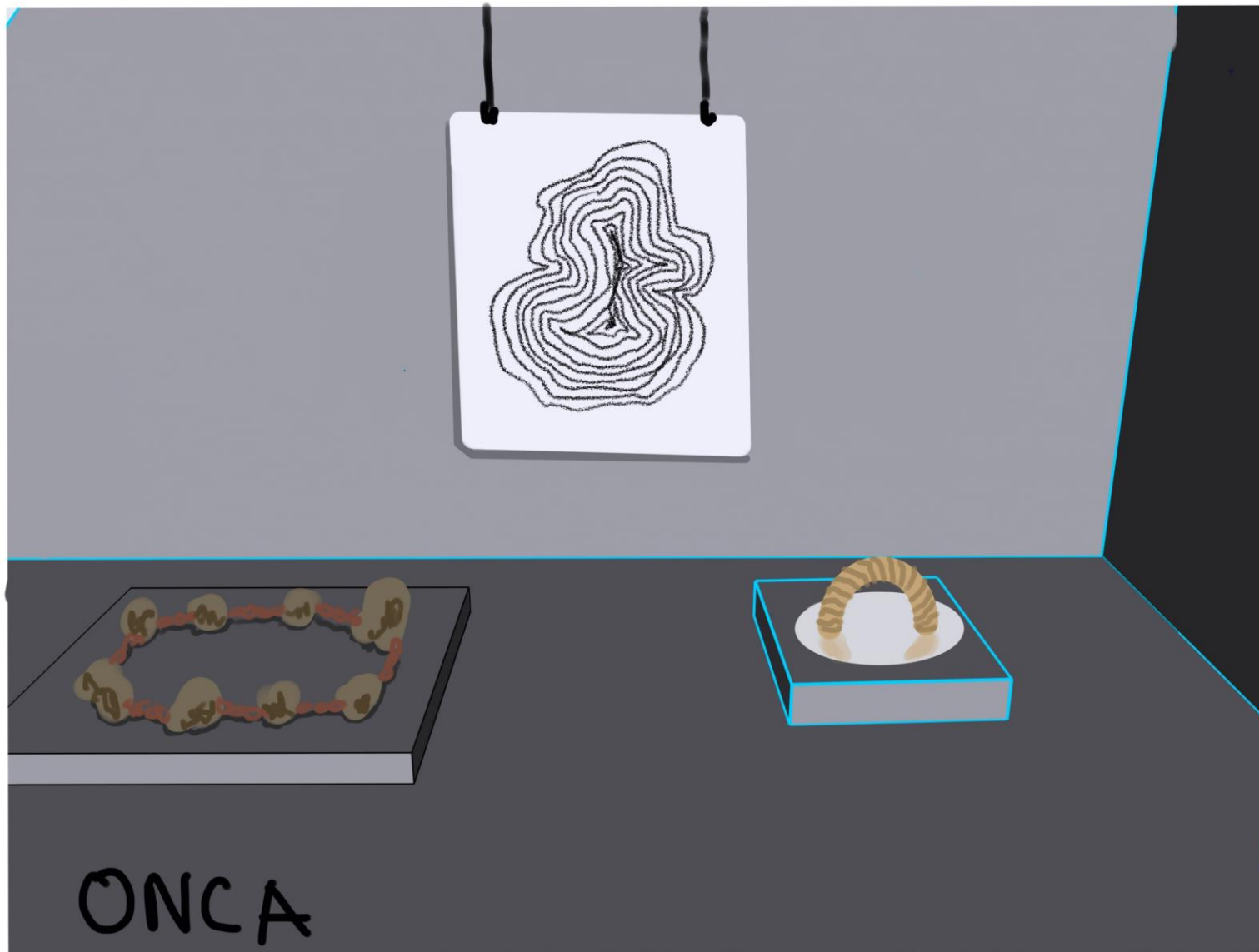
One noticeable difference would be the business cards and the zines would have there own plinth next too the celestial and moon phase necklace.

Putting the show together

- Get a software that can render space.
- Draw different pieces together
- Talk about health and safety
- Talk about over crowding concerns
- Talk about whether to have tv or not
- Talk about whether you want descriptions of each piece
- Talk about visual pathways
- Where you want the eyes to rest
- Talk about work landscape and balance and composition
- Black out Sillitoe your work to make sure it looks good
- Moving the work

Onca with the bois

- I was planning on showing at onca with Willem keys and Dyaln Wallace.
- We where planning on having a show with approxamely 4 of us with the underling theme being Circles or spherical and how you experience the space around you.
- For this we where going to have in the late summer or early next year of 2021.
- I was going to design the zines or the posters for the even and Willem was going to do the writing.
- We where going to split the cost between us and where hoping to make back some momey on selling prints. Although onca takes some of the killings.
- We would do a lot of advertising leading up to the event as we would like our close friends and family to be there similar to the degree show opening night.
- Willem and Dylan where not presenting there work in new designers so it was an opertunity for them to show there work in a public setting.
- As my asethic co ensiders with them it's a good opertunity to get our names out there as young artists.
- Close to uni and my home so moving work would be easy



For the summer/autumn show at Onca we would have had a circular theme. This has been discussed among us. It would be a very collaborative show and our work would be very integrated together. We would discuss what was appropriate for ONCA and its clientele and what pieces of our work would fit into this space. I feel that our work has a similar aesthetic and would work well together. I think we would also sell prints to help bring down the cost of ONCA

New designers

- With new designers I was going to choose maybe one or 2 of my favourite pieces. However as we were both doing the design week and the craft week I was going to take different pieces that I felt were more appropriate. Looking at what people show at these events and the limited amount of space it's important to take show shoppers that will attract a lot of attention at events such as these.
- It would be important to take my portfolio and lots of images that I would have taken of the work in its proper setting. For example the flint rocks
- This includes moving your work, in a van. Not being selfish and carrying heavy or big work



For Craft week I would push to show more ceramic work as I feel that is what the clientele are looking for. I would display more work/ multiplies. I would still provide my portfolio and business cards. As I do not know how much space we would have had This is a guess. I would have liked to have transported the flint rock chain. However It depends on how much space we had and how we where going to transport it to London.



For Design week I would have a much more minimal display with prints and portfolio. However I would still display the cube and the ceramic Arch. I feel that the clientele would appreciate a sleeker aesthetic. I'm also conscious of the different size spaces we have to occupy and wouldn't want to take up too much space and have to transport some of my heavier work.