

ADDING VALUE TO WASTE

My project explores the visual and material language of trash from the streets.

My objects are decorative but seek to offer both glamour and function through the recycling of both waste materials and images from our throwaway society.

By investigating multiple methods to re-configure, re-mix and re-form I will develop visual and material aesthetics that give new purpose to materials whilst subverting negative connotations of waste.

Katerina Efstratiou

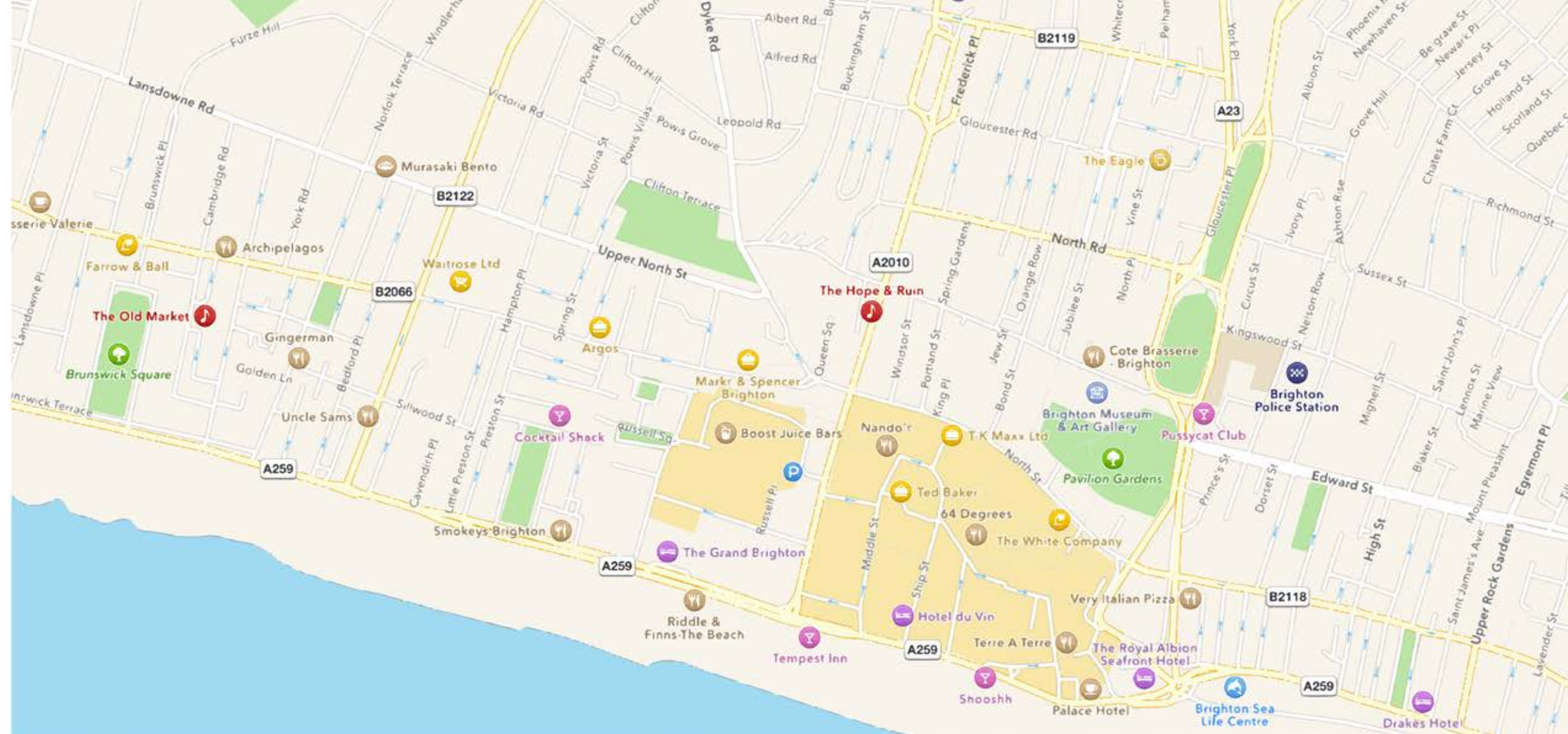





Contents

Exploring Brighton town	Page 6
Influences	Page 10
Experimenting with Trash	Page 20


The Brighton town map helped me to target the busy areas of the town and look there for trash.





Pictures of trash in the city landscape







Influences

Bottega Veneta
Paco Rabanne
Bag Designs
Weaving History

Bottega Veneta



Paco Rabanne



Bag Designs



http://shop.mango.com/US/p0/women/accessories/bags/bags/lapel-leather-backpack?id=73087012_99&n=1&s=accesorios.bolsos



<https://www.moderncitizen.com>



<https://www.homegoodsgalore.com/collections/handbags-totes/Handbags>



https://www.chloe.com/us/mini-bag_cod45314807oo.html

Weaving History



<https://woolery.com/weaving-loom/looms-by-manufacturers/leclerc-loom/leclerc-floor-loom/leclerc-colonial-v2-45-or-60-8-12-harness-traditional-loom.html>

Weaving is a method of textile production in which two distinct sets of yarns or threads are interlaced at right angles to form a fabric or cloth.

There are some indications that weaving was already known in the Paleolithic era, as early as 27,000 years ago.

According to the find, the weavers of Upper Palaeolithic were manufacturing a variety of cordage types, produced plaited basketry and plain woven cloth. The artifacts include imprints in clay and burned remnants of cloth.

The oldest known textiles found in the Americas are remnants of six finely woven textiles and cordage found in Peru. The weavings, made from plant fibres, are dated between 10100 and 9080 BCE.

https://en.wikipedia.org/wiki/Weaving#cite_note-carbon-14



Experimenting with Trash

Plastic carrier bags
Metal bottle caps
Melting
Weaving
Sewing
Final Photo-shoot



Chopping the bags



Placing the bags on the heating press




Pressing the bags on the heating press on 150 °C for 18 seconds



Shredding the bags on the guillotine



Putting the stripes on a cardbox to weave them



Weaving the stripes to make them surface



Making the lining of the bags from old umbrellas



Bringing the pieces together and sewing them




Chopping the bags



Placing the bags on the heating press



Pressing the hot bags



After weaving the stripes sticking them together by heating press them



Old umbrella fabric



Separating the fabric to create it rectangular rather than circular



Hand- sewing the bag



Making the lining of the bag

A video that shows the process of
making the material surface.
Click on the picture to watch



Collecting the bottle cap



Hammer the bottle cap




Putting the bottle cap in the rolling mill to make it flat



Here is how it looks when it becomes flat



Welding them together



Drilling holes on four sides to put rings in and connect the bottle caps



Bottle caps connected to create a surface



A bag made out of bottle caps

THE BIN BAG





CROSSBODY PURSE





CIRCLE SHOULDER





THE BEACH BAG





WEAVED CLUTCH BAG





Price List



£ 370



£ 110



£ 220



£ 260



£ 180

